



# Saturday Game Information

<http://www.richardsonsoccer.org/>

## Game Schedules

Check your game schedules at the GotSoccer link found under Schedules and Standings at the Richardson Soccer Association website: <http://www.richardsonsoccer.org/>

## Game Reports

- The game reports are available in the "Forms" section of the RSA webpage: <http://www.richardsonsoccer.org/forms.html>  
Completed game reports should be turned in within 48 hours of the completed game. You may submit them in one of the following ways:
  1. Scan and email them to the RSA office: [staff@richardsonsoccer.org](mailto:staff@richardsonsoccer.org)
  2. Drop them in the mail slot at the RSA office: 651 N. Plano Rd. #421, Richardson, TX 75081

## Game Procedures

- Home Team - You are home team if your team is listed first on the schedule
  - ✓ Provide the game ball
  - ✓ Sit on the north (towards Renner Rd.) or east (toward Brand Rd.) side of the field
  - ✓ Change jersey color if there is a color conflict
- Visiting Team - You are visiting team if your team is listed second on the schedule
  - ✓ Sit on the south (towards the lake) or west (towards the woods) side of the field
- Both Teams
  - ✓ Pay half the referee fees (U6 and older)
  - ✓ Put up and take down 2 corner flags (if applicable)
  - ✓ Coaches must remain off the field and stay near the midfield field line. Use the diameter of the center circle as a guide.
  - ✓ Bring lawn chairs, there are not always two sets of bleachers at the small fields
  - ✓ Make sure that trash has been picked up following your game
- Weather
  - ✓ In the case of inclement weather, always assume that the game will be played
  - ✓ All coaches and families can check for weather updates on our social media
    - Twitter: @SoccerRSA
    - Facebook: <https://www.facebook.com/RichardsonSoccerAssociation/>



# Midweek Game Information

<http://www.richardsonsoccer.org/>

## Game Schedules

Check your game schedules at the GotSoccer link found under Schedules and Standings at the Richardson Soccer Association website: <http://www.richardsonsoccer.org/>

## Game Reports

- The game reports are available in the "Forms" section of the RSA webpage: <http://www.richardsonsoccer.org/forms.html>  
Completed game reports should be turned in within 48 hours of the completed game. You may submit them in one of the following ways:
  1. Scan and email them to the RSA office: [staff@richardsonsoccer.org](mailto:staff@richardsonsoccer.org)
  2. Drop them in the mail slot at the RSA office: 651 N. Plano Rd. #421, Richardson, TX 75081

## Game Procedures

- Home Team - You are home team if your team is listed first on the schedule
  - ✓ Provide the game ball
  - ✓ Sit on the north or east side of the field
  - ✓ Change jersey color if there is a color conflict
- Visiting Team - You are visiting team if your team is listed second on the schedule
  - ✓ Sit on the south or west side of the field
- Both Teams
  - ✓ Pay half the referee fees (U6 and older)
  - ✓ Put up and take down 2 corner flags (if applicable)
  - ✓ **Nets should already be hung on the goals at the park and should REMAIN on the goals**
  - ✓ Coaches must remain off the field and stay near the midfield field line. Use the diameter of the center circle as a guide.
  - ✓ Bring lawn chairs, there are not always two sets of bleachers at the small fields
  - ✓ Make sure that trash has been picked up following your game
- Weather
  - ✓ In the case of inclement weather, always assume that the game will be played
  - ✓ All coaches and families can check for weather updates on our social media
    - Twitter: @SoccerRSA
    - Facebook: <https://www.facebook.com/RichardsonSoccerAssociation/>

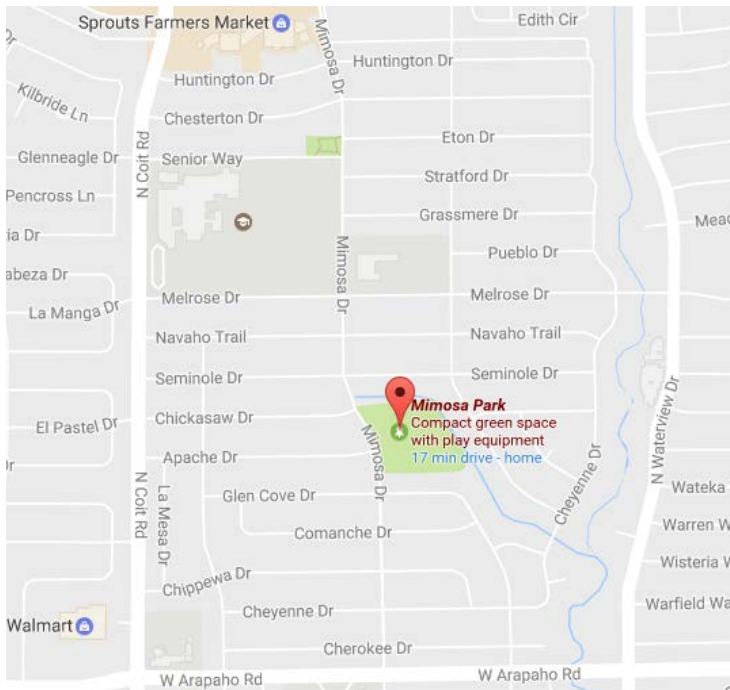


## Midweek Location Information – Mimosa Park

<http://www.richardsonsoccer.org/>

**Please note:** There should be a light key in a lockbox at the field that the referee will open and use to turn on the lights. The light key DOES NOT open a padlock, rather it is placed in a lockset in the control panel and turned like an ignition switch on a car. A picture of the location of the light box, along with a close-up of the lockset for each field has been provided below. Nets will already be hung on the goals and remain on the goals all season.

- Mimosa Park



Light box is located on the 1<sup>st</sup> baseline fence:



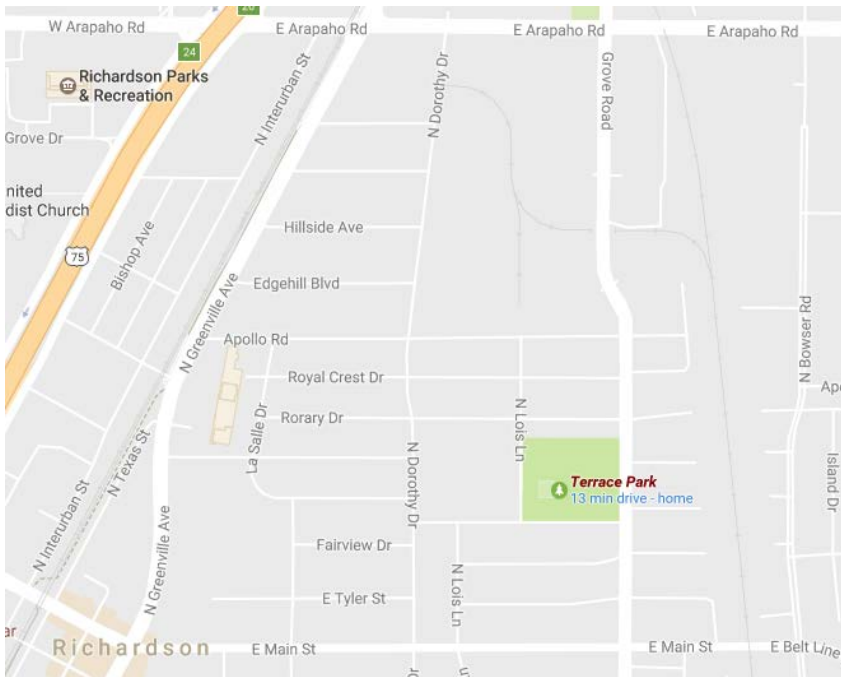


## Midweek Location Information – Terrace Park

<http://www.richardsonsoccer.org/>

**Please note:** There should be a light key in a lockbox at the field that the referee will open and use to turn on the lights. The light key DOES NOT open a padlock, rather it is placed in a lockset in the control panel and turned like an ignition switch on a car. A picture of the location of the light box, along with a close-up of the lockset for each field has been provided below. Nets will already be hung on the goals and remain on the goals all season.

- Terrace Park



Light box is located on the 3<sup>rd</sup> baseline fence:





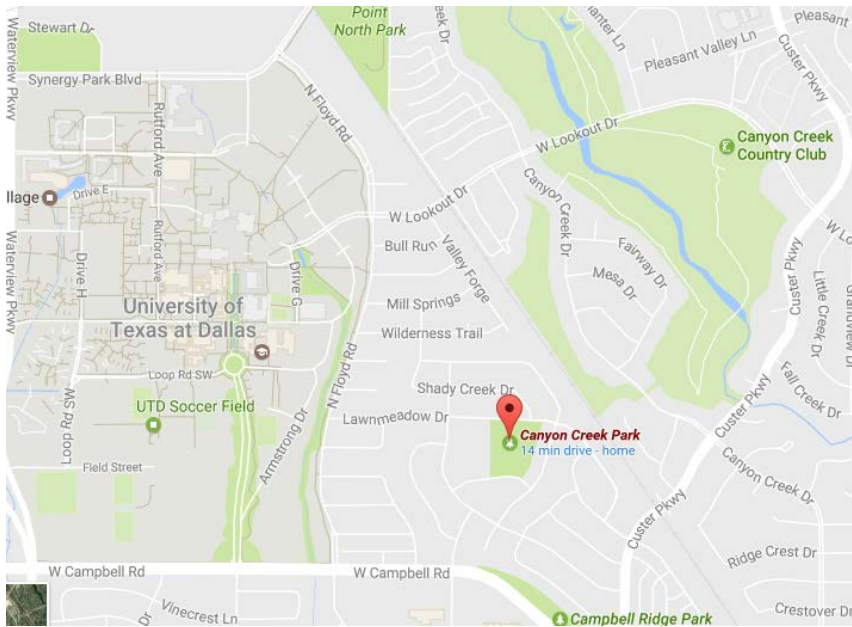


## Midweek Location Information – Canyon Creek Park

<http://www.richardsonsoccer.org/>

**Please note:** There should be a light key in a lockbox at the field that the referee will open and use to turn on the lights. The light key DOES NOT open a padlock, rather it is placed in a lockset in the control panel and turned like an ignition switch on a car. A picture of the location of the light box, along with a close-up of the lockset for each field has been provided below. Nets will already be hung on the goals and remain on the goals all season.

- Canyon Creek Park



Light box is located on the 3<sup>rd</sup> baseline fence:

